

Rentals • Sales • Services

RP BARRICADE^{INC}

Since 1986 when RP Barricade Inc. began with only a few cones and barricades, we have been committed to providing safe working areas for construction sites, roadwork crews, public events, & private functions.

Whether you require a cone to protect an area where you are landscaping or you need a lane closed on a freeway, RP Barricade Inc. can provide the traffic control that will keep work sites, crews, motorists, & pedestrians safe. RP Barricade Inc. prides itself on being able to assist in all aspects of our customers' projects.

When a customer needs safety precautions for a site, RP Barricade Inc. can advise you as to which traffic control devices are best for your particular situation. According to CalTrans, or WATCH manual specifications, we can devise a traffic control plan to suit your needs.

RP Barricade Inc. employees can also deliver, set-up, and pick up all products. If the job requires, we can monitor the jobsite and provide flaggers throughout the duration of the work.

The employees at RP Barricade Inc. are trained in accordance to ATSSA standards. Our products in the rental inventory meet current CalTrans & Federal MUTCD standards.

While RP Barricade Inc. continues to grow, our number one priority is to provide our customers with the equipment & tools they need to have a safe working environment.

Let us help you keep your crew, site, and the travelling public safe today.



RP Barricade Inc. has been providing high quality traffic control services since 1986.

We Provide:



Quality Products for sale or rental



Traffic Control Plans



On time Delivery and Pick-up



Flagging by ATSSA trained personnel

RP

SERVICES

Our Services Include:



Delivery



Pick Up



Flagging



Maintaining Job Sites



Traffic Control Plans



RP Barricade Inc. employees are professionally trained to set up lane closures on freeways and on surface streets. Our Traffic Control trucks are designed for worker protection.

Professional traffic control is always designed with safety first.

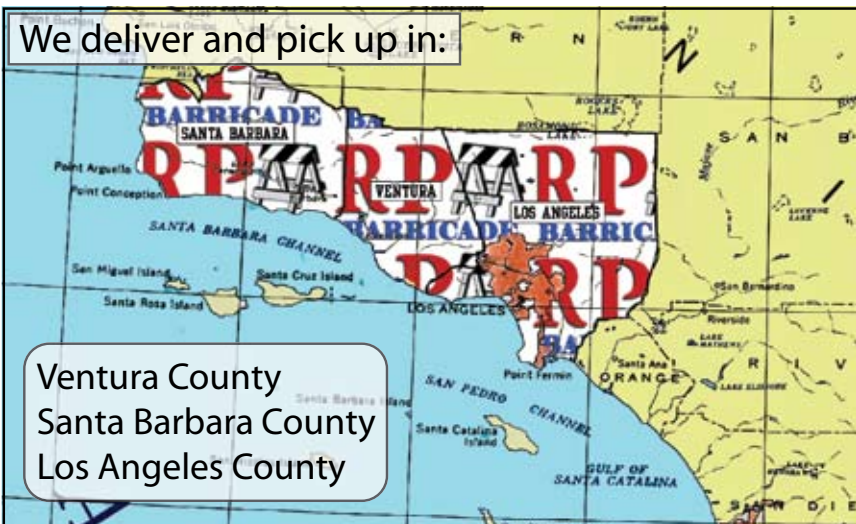


Our staff can quickly load a truck with equipment & be ready for an on-time delivery.



Lane closures help shift traffic away from the construction area to better protect the workers, and the drivers.

We deliver and pick up in:



Traffic Control Plans

In order to move traffic through work zones, events, or around an incident, it is imperative that you have an effective traffic control plan. At R P Barricade Inc., we will draw up a traffic control plan according to your specific needs. Before we begin drawing the plan, we will come out and determine what kind of safety equipment and procedures are essential for your project.

R P Barricade Inc. will include in their plan:

Traffic signs, flaggers, road access, length of tapers, as well as all suggested channelizing devices.



Message boards help explain traffic changes & delays to the motoring public.

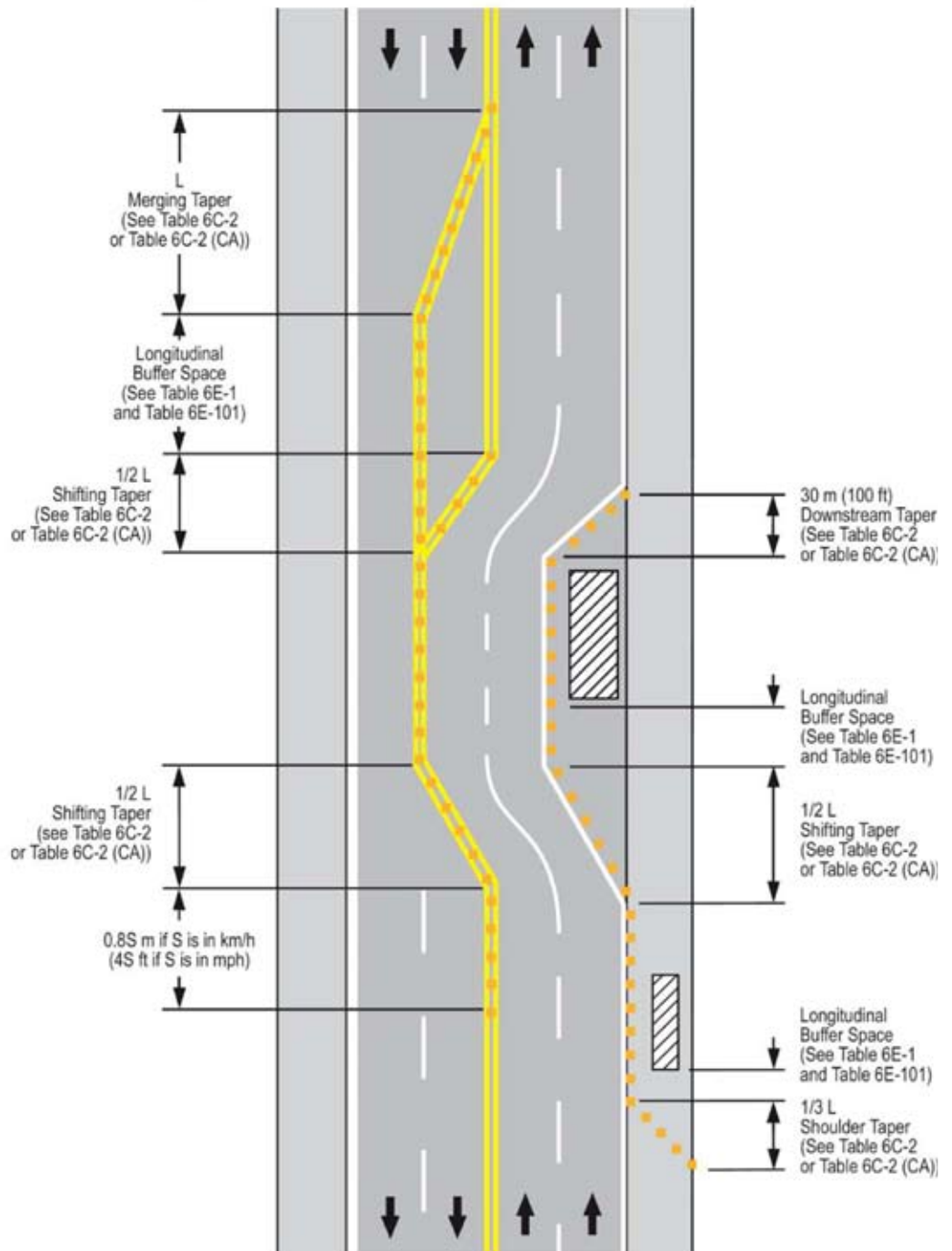
We follow your agencies guidelines for our traffic control plans. Let us know if you want WATCH Caltrans standard plans, Caltrans standard plans, Caltrans MUTCD, or Federal MUTCD plans.

In the case of a natural disaster, or a line break, R P Barricade Inc. can also install temporary traffic control that will enable public agency activities, while providing for the safety of the public and crews.



Properly placed channelizing devices and arrowboards are important in providing drivers with a clearly defined travel path.

Figure 6C-2 (CA). Types of Tapers and Buffer Spaces





WORK AREA PRODUCTS

Barricades



8" Type I Barricade
BRS-I-0008




8" Type II Barricade
BRS-II-0008



Type III Barricade
BRS-III-0004



Plastic Barricade
BRR-I-PL1200



Safety Fence
FNS-SAF-4100



Parade Barricade Type 1 & Type II

Board

Plastic - **BRS-PAR-PLAS**
Wood - **BRS-PAR-WOOD**

Leg

BRS-PAR-LEG



'D' Cell

BLT-BLN-SLSD

6 Volt

BLT-BLN-SLSW

'B' Light (Barricade-Mount Style)

BLT-BLN-BARR



Metal Pedestrian Barricade

BRS-PED



Manhole Barricades

Manhole Barricades can also be used for linear space protection inside a plant/mall when pinned together for larger areas.

With Tape - BRS-MAN-TAPE Without tape - BRS-MAN-NOTP

Tape



Channelizer Drum replacement reflective tape comes in 4" & 6" widths in 150' rolls. Available in orange or white flexible high performance sheeting.

Orange: TAP-HI-OR04
White: TAP-HI WH04

Non-Reflective Caution Tape with Black letters comes in 1,000' rolls. Ideal for off-road barricade applications.

TAP-CAU-CAUT

Pressure sensitive, pre-stripped barricade tape is available in 8" & 12" widths in 300' rolls. Available in left or right stripes in 4" or 6" widths, engineer or high intensity grade reflectivity.

BRS-SHT-008E

Cones



Standard cones available in 18" and 28", weighing 3lbs, and 7lbs respectively.

18": CNS-18-A
28" 7lbs: CNS-28-07E
28" 10lbs: CNS-28-10A



Sleeved cones also available in 18" and 28". The 28" cone has a 6", and a 4" sleeve. 18" cone has 6" sleeve only.

18": CNS-18-C
28" 7lbs: CNS-28-07C
28" 10lbs: CNS-28-10C



We also stock and supply a range of different cone signs.

Sign Pictured: CNS-W56

Delineator & T-Top Delineator Posts



DLS-PST-W039



DLS-PST-0T39



DLS-PST-0T39



DLS-PST-WT39



DLS-CHA-OBW1



DLS-CHA-0BY1



DLS-CHA-WBW1

Drums



DRS-BSE-SN40 (Drop-Over Base)

DRS-TOP-2W20 (Drum Only) DRS-BSE-D028 (Snap-On Base)



Bases



Delineator Bases
8": DLS-BSE-0008
12": DLS-BSE-0012



Water Filled Barrier
FNS-KRL-WA78



SAFETY LIGHTS

Mini Lightbars



Mini-Jet LED
LED: LTS-MLB-JETL
Halogen: LTS-MLB-JETA



Highlighter
Permanent: LTS-MLB-HLDM
Magnetic: LTS-MLB-HLMA



Turbobeam
Magnetic Halogen LTS-MLB-TRMA
Magnetic Strobe: LTS-MLB-TSMA



Highlighter Solaris LED
Permanent: LTS-MLB-HLLP
Magnetic: LTS-MLB-HLLM



Strobe Highlighter
Permanent: LTS-MLB-HLPA
Magnetic: LTS-MLB-HLMA



LED 3-Pod Vector
LTS-MLB-VECL

Lightbars



2 Lamp Signalmaster
with 30' Cable
LTS-FLA-SM2F



CUDA TriOptic LED Signalmaster
LTS-ARR-SLD8



Jetstream
LTS-LBA-5401



42" Signalmaster II with control
LTS-ARR-SM42



Jetstrobe Wrecker
LTS-LBA-JTWR



Halogen Signalmaster
Control Head: LTS-ARR-SMC5
Light: LTS-ARR-SML8
Set: LTS-ARR-SMC8

Halogen Beacons



Model 100
Permanent 95 FPM: LTS-ROT-100
Permanent 175 FPM: LTS-ROT-100F
Magnetic: LTS-ROT-100M



Sentry
Permanent: LTS-ROT-12SS
Magnetic: LTS-ROT-12SM



Firebeam
LTS-ROT-FB17

Strobe Beacons



LED UltraStar
Magnetic: LTS-LED-USTM



Fireball
Permanent: LTS-STR-FBL2
Magnetic: LTS-STR-FBM2



Pulsator 551
6": LTS-STR-S551

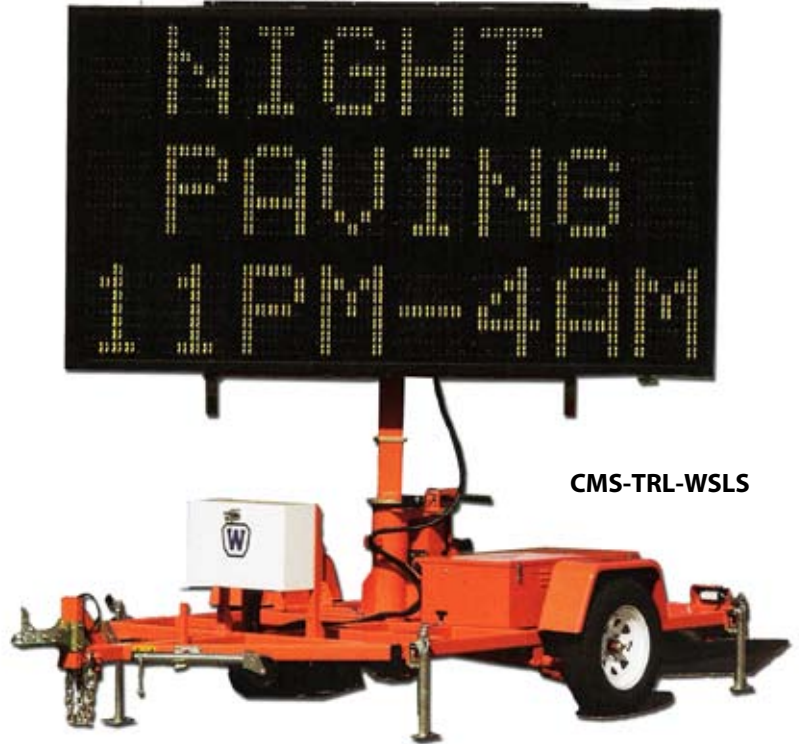


UltraStar
6": LTS-STR-US6M

CHANGEABLE MESSAGE BOARDS


Full Size Message Board

- Self contained onboard computer, no laptop required.
- Designed to withstand windgusts up to 98 miles an hour with optional outriggers.
- Under 3,000 lbs. towed by most trucks.
- Solar assisted signs are environmentally friendly and quiet.



CMS-TRL-WSLS

Mini Matrix Message Board



CMS-TRL-WSSS

- 30% smaller than Full Size Message board.
- Operates from 12 volt DC power.

Solar Traffic Director



ABS-SLR-LSAC

- Environmentally safe operation, easy to operate and maintain.
- Removable towbar with standard 2" ball coupler, which provides for greater theft protection and more economical shipping.

Roll-up Signs

Materials Available

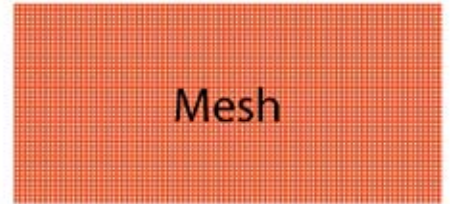
Signs Available

Roll-up signs are available as all standard Caltrans signs (see back of brochure for signs available).

Flags

Flags are available separately in either Mesh or Vinyl.

Mesh: FLS-FLG-MSH
Vinyl: FLS-FLG-VINL



Overlays



Velcro Attachment
MCSH020-0A48

Sign Stands

Sign stands can be supplied with a solid post (left), or a spring loaded flexible post, for extra stability in windy conditions (bottom right).

Sign Shown

Right Lane: 0248-RTLANE
Left Lane: 0448-LTLANE

Without Spring: STS-SGN-DCKY
With Spring: STS-SGN-DCKN



Sign Stand with Spring

FLAGGER GEAR

Protective clothing is a crucial part of keeping your employees safe at the work site.

We stock a range of vests from basic mesh vest (with or without reflective tape) to ANSI/ISEA 1999-2004 Class 1,2, and 3 compliant vests.

Reflective tape used on vests is visible at 1000' on a clear night by a high beamed vehicle.



STOP/SLOW Paddle
Aluminum: FLS-STX-ANRE
Aluminum Reflective: FLS-STX-AREF
Board: FLS-STX-BORD



Basic Vests



Basic Orange Mesh Vest
FLS-VST-MEOR



Basic Orange Mesh Vest with Tape
FLS-VST-MHTS



Basic Lime Mesh Vest with Tape
FLS-VST-MEVT

Polyester Mesh Vests



3-division
 2-tier
 pocket with
 open back

 Lower inside
 pocket

Class 3 Mesh Vest with Sleeves
 (ANSI/ISEA 107-2004 Class 3 Compliant)
FLS-VST-MSXL



Class 2 Mesh Back/Solid Front
 (ANSI/ISEA Class 2 Compliant)
FLS-VST-MBXL

Class 3 Mesh Vest with Multiple Pockets
 (ANSI/ISEA 107-1999 Class 3 Compliant)
FLS-VST-MLXL

Jackets



100 Series Windbreaker
 (ANSI / ISEA Class 3 Compliant)
FLS-JKT-WBXL



* Can be ordered
 (non stock item)



























































































400 Series Traditional Parka
 (ANSI / ISEA Class 3 Compliant)
FLS-JKT-ZPXL

California Sign Chart

Federal Temporary Traffic Control Signs

This chart contains commonly used signs in California, and is not meant to be used as a comprehensive sign chart.











California codes are designated by (CA). Otherwise Federal codes are shown.

									
W3-4	W3-5	W3-5a	W4-1	W4-2	W8-6	W8-7	W8-9	W9-3	W8-12
									
W12-1	W12-2	W1-4	W3-3	W20-1	W20-2	W20-3	W20-3	W20-4	W20-5
									
W20-5a	W21-1	W21-1a	W21-2	W21-3	W21-5	W21-5b	W21-6	W21-7	W22-1
									
C9A (CA)	C12 (CA)	C30A (CA)	C31A (CA)	C20 (CA)	SC9 (CA)	C24 (CA)	C27 (CA)	SC5 (CA)	SC6-3 (CA)
									
W22-2	W22-3	W23-1	SC6-4 (CA)	SC7 (CA)	SC8 (CA)	C23B (CA)	C38 (CA)	C40A (CA)	C30 (CA)
									
E5-2	E5-2a	G20-1	G20-2	G20-4	M4-8	M4-8a	M4-9a	M4-10	SC3 (CA)
									
Front C17 (CA)	Back C17 (CA)	C37 (CA)	C37 (CA)	R4-1	R11-2	R11-2	SC11 (CA)	SC10 (CA)	R3-1
									
R9-9	R9-10	R9-11	R9-11a	SC13 (CA)	R11-3a	R11-4	C40 (CA)	SC15 (CA)	C29 (CA)
									
W14-3	W16-2	Paddle	Paddle	Type R (CA)	Type P (CA)	Type N (CA)	Type II Barricade	Cone, Tubular Marker, Channelizer	Plastic Drum

California Sign Chart

Federal Regulatory Signs














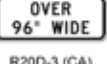




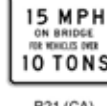

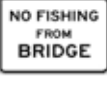




























































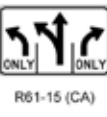


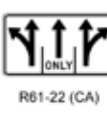

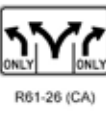












This chart contains commonly used signs in California, and is not meant to be used as a comprehensive sign chart. California codes are designated by (CA). Otherwise Federal codes are shown.

									
R1-1	R1-2	R1-2a	R1-4	R1-5a	R2-1	R3-1	R3-2	R3-3	R3-4
									
R3-5	R3-5a	R3-6	R3-7	R3-8	R3-8a	R3-8b	R3-9a	R3-18	R4-1
									
R4-3	R4-5	R4-6	R4-7	R4-7a	R4-7b	R4-8	R4-10	R5-1	R5-1a
									
R5-2	R5-6	R5-10a	R5-10c	R6-1	R6-2	R6-3	R6-3a	R7-6	R7-8b
									
R7-9	R7-107	R7-201a	R7-202	R8-3a	R8-3c	R8-3d	R8-4	R8-8	R9-2
									
R9-3	R9-3a	R9-3b	R10-3	R10-4	R10-4b	R10-6	R10-7	R10-11	R10-12
									
R10-15	R11-2	R12-1	R12-5	R14-1	R15-1	R15-2	S4-2	S5-2	

California Sign Chart

Federal Regulatory Signs

This chart contains commonly used signs in California, and is not meant to be used as a comprehensive sign chart. California codes are designated by (CA). Otherwise Federal codes are shown.

 R2-4 (CA)	 R3 (CA)	 R6-3 (CA)	 R6-3A (CA)	 R6-4 (CA)	 R6-4A (CA)	 R13A (CA)	 R13B (CA)	 R18A (CA)	 R18A (CA)
 R18B (CA)	 R20A (CA)	 R20D-1 (CA)	 R20D-3 (CA)	 R20D-4 (CA)	 R20H (CA)	 R20-1 (CA)	 R20-1A (CA)	 R21 (CA)	 R22 (CA)
 R23 (CA)	 R24 (CA)	 R25 (CA)	 R26 (CA)	 R26A (CA)	 R26A(S) (CA)	 R26B (CA)	 R26C (CA)	 R26F (CA)	 R26J (CA)
 R26(S) (CA)	 R27 (CA)	 R27A (CA)	 R28 (CA)	 R28A (CA)	 R28A(S) (CA)	 R28B (CA)	 R28(S) (CA)	 R29 (CA)	 R30 (CA)
 R30A (CA)	 R31 (CA)	 R31(S) (CA)	 R32 (CA)	 R32A (CA)	 R32B (CA)	 R33 (CA)	 R33A (CA)	 R33B (CA)	 R33C (CA)
 R36 (CA)	 R37 (CA)	 R38 (CA)	 R38(S) (CA)	 R40 (CA)	 R44A (CA)	 R44B (CA)	 R44C (CA)	 R47 (CA)	 R47A (CA)
 R48 (CA)	 R48-1 (CA)	 R48-2 (CA)	 R50 (CA)	 R51 (CA)	 R52 (CA)	 R52A (CA)	 R53A (CA)	 R53B (CA)	 R53D (CA)
 R53E (CA)	 R55 (CA)	 R57 (CA)	 R58 (CA)	 R60B (CA)	 R61-1 (CA)	 R61-3 (CA)	 R61-5 (CA)	 R61-7 (CA)	 R61-9 (CA)
 R61-11 (CA)	 R61-13 (CA)	 R61-15 (CA)	 R61-17 (CA)	 R61-19 (CA)	 R61-22 (CA)	 R61-24 (CA)	 R61-26 (CA)	 R61-28 (CA)	 R61-30 (CA)
 R61-32 (CA)	 R61-34 (CA)	 R61-36 (CA)	 R62C (CA)	 R62E (CA)	 R70 (CA)	 R73-1 (CA)	 R73-2 (CA)	 R73-3 (CA)	 R73-4 (CA)



R73-5 (CA)



R73-6 (CA)



R73-8 (CA)



R73-9 (CA)



R74 (CA)



R75 (CA)



R76 (CA)



R76-1 (CA)



R77 (CA)



R78 (CA)



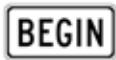
R79 (CA)



R80-1 (CA)



R81 (CA)



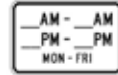
R81A (CA)



R81B (CA)



R82A (CA)



R82B (CA)



R82-1 (CA)



R84-1 (CA)



R84-2 (CA)



R86 (CA)



R86-2 (CA)



R86-3 (CA)



R87-1 (CA)



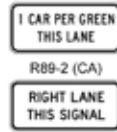
R87-2 (CA)



R88 (CA)



R89 (CA)



R89-2 (CA)



R89-3 (CA)



R91 (CA)



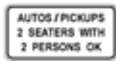
R91-1 (CA)



R91-2 (CA)



R91-3 (CA)



R91B (CA)



R92 (CA)



R93A (CA)



R93-2 (CA)



R94 (CA)



R99 (CA)



R100A (CA)



R100B (CA)



R101 (CA)



R102 (CA)



R102A (CA)



R103 (CA)



R103A (CA)



R104 (CA)



R104A (CA)



R105 (CA)



R105A (CA)



S3-1 (CA)




SB (CA)



S20 (CA)



S21 (CA)



S22 (CA)



S23 (CA)



S24 (CA)



S30-1 (CA)



S30-2 (CA)



S30-3 (CA)



S30-4 (CA)



S30-5 (CA)



S33 (CA)



S34 (CA)



SR2 (CA)



SR5-1 (CA)



SR6-1 (CA)



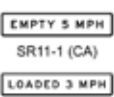
SR7-1 (CA)



SR8-1 (CA)



SR9-1 (CA)



SR11-1 (CA)



SR13-1 (CA)



SR15 (CA)



SR15A (CA)



SR17 (CA)



SR18 (CA)



SR19-1 (CA)




SR20-1 (CA)



SR22-1 (CA)



SR23-1 (CA)



SR27-1



SR39A (CA)



SR39A(U) (CA)



SR40 (CA)



SR41 (CA)



SR42 (CA)



SR43 (CA)



SR44 (CA)



SR46 (CA)



SR47 (CA)



SR50-1 (CA)



SR50-2 (CA)



SR53 (CA)



SR54 (CA)



SR55 (CA)



SR56 (CA)



SR57 (CA)



SR58 (CA)



SR59 (CA)

California Sign Chart

Federal Guide Signs

This chart contains commonly used signs in California, and is not meant to be used as a comprehensive sign chart.

California codes are designated by (CA). Otherwise Federal codes are shown.

 G1-1 (CA)	 G1-4 (CA)	 G1-7 (CA)	 G1-10 (CA)	 G1-13 (CA)	 G1-16 (CA)	 G1-19 (CA)	 G5 (CA)	 G8-1 (CA)	 G8-4 (CA)
 G8-7 (CA)	 G8-10 (CA)	 G8-13 (CA)	 G8-16 (CA)	 G8-19 (CA)	 G8-22 (CA)	 G9-2 (CA)	 G9-5 (CA)	 G10 (CA)	 G10B (CA)
 G23-3 (CA)	 G23-4 (CA)	 G23-5 (CA)	 G23-6 (CA)	 G24-1 (CA)	 G24-3 (CA)	 G24-4 (CA)	 G24-5 (CA)	 G23-1 (CA)	 G23-2 (CA)
 G20-1 (CA)	 G20-3 (CA)	 G20-5 (CA)	 G20-7 (CA)	 G20-9 (CA)	 G21-1 (CA)	 G21-3 (CA)	 G22 (CA)	 G70-2 (CA)	 G16 (CA)
 G70-5 (CA)	 G76 (CA)	 G77-1 (CA)	 G77-4 (CA)	 G77-7 (CA)	 G78-1 (CA)	 G78-4 (CA)	 G68 (CA)	 G89 (CA)	 G70-4 (CA)
 G58 (CA)	 G82 (CA)	 G83-1 (CA)	 G83-2 (CA)	 G83-3 (CA)	 G83-4 (CA)	 G83-5 (CA)	 D11-1	 G28-1 (CA) Shield	 G28-2 (CA) Marker
 SG25A (CA)	 SG42-6 (CA)	 SG42-7 (CA)	 SG42-8 (CA)	 SG42-9 (CA)	 SG42-10 (CA)	 SG42-11 (CA)	 SG42-12 (CA)	 SG44-1 (CA)	 S35-2 (CA)
 SG42-5 (CA)	 SG42-6 (CA)	 SG42-7 (CA)	 SG42-8 (CA)	 SG42-9 (CA)	 SG42-10 (CA)	 SG42-11 (CA)	 SG42-12 (CA)	 SG44-2 (CA)	 S35-3 (CA)
 G86-21A (CA)	 D12-1	 G66-59 (CA)	 G66-60 (CA)	 G79A (CA)	 G81-21 (CA)	 D12-1	 G66-11A (CA)	 G81-61 (CA)	 G81-63 (CA)
 SG42-5 (CA)	 SG42-6 (CA)	 SG42-7 (CA)	 SG42-8 (CA)	 SG42-9 (CA)	 SG42-10 (CA)	 SG42-11 (CA)	 SG42-12 (CA)	 SG44-2 (CA)	 S35-3 (CA)
 S29 (CA)	 S29-1 (CA)	 S29-2 (CA)	 G13-1 (CA)	 G13-2 (CA)	 G14 (CA)	 G72 (CA)	 G81-64A (CA)	 M1-7	 G15 (CA)
 S26 (CA)	 S1-1 (CA)	 G26-1 (CA) Shield	 G26-2 (CA) Marker	 G27-1 (CA) Shield	 G27-2 (CA) Marker	 M1-1 Shield	 M1-6	 Diagrammatic Sign	
 G11-1 (CA)	 G11-4,1 (CA)	 G11-6 (CA)	 G11-7 (CA)	 G11-8 (CA)	 S2 (CA)	 S34 (CA)	 G83C (CA)	 SG45 (CA)	 G24-6 (CA)
 G11-2 (CA)	 G11-4A (CA)	 G11-6 (CA)	 G11-7 (CA)	 G11-8 (CA)	 S2 (CA)	 S34 (CA)	 G83C (CA)	 SG45 (CA)	 G24-6 (CA)















































































Note: These Federal M series signs may be used as white on green, white on blue, or black on white as appropriate.

California Sign Chart

Federal Warning Signs

This chart contains commonly used signs in California, and is not meant to be used as a comprehensive sign chart. California codes are designated by (CA). Otherwise Federal codes are shown.

 W1-1	 W1-1a	 W1-2	 W1-2a	 W1-3	 W1-4	 W1-5	 W1-6	 W1-7	 W1-8
 W1-10	 W1-13	 W1-15	 W2-1	 W2-2	 W2-4	 W2-5	 W3-1	 W3-2	 W3-3
 W3-3a	 W4-1	 W4-2	 W4-3	 W4-4p	 W4-7	 W5-1	 W5-2	 W5-3	 W6-1
 W6-2	 W6-3	 W7-1b	 W7-2b	 W7-3	 W7-3a	 W7-3b	 W7-4	 W7-4b	 W8-1
 W8-2	 W8-3	 W8-4	 W8-5	 W8-8	 W9-1	 W10-1	 W10-1a	 W10-2	 W10-12
 W11-1	 W11-2	 W11-3	 W11-4	 W11-5	 W11-7	 W12-1	 W12-2	 W12-2p	 W13-1
 W13-2	 W13-3	 W14-1	 W14-2	 W14-3	 W15-1	 W16-1	 W16-2	 W16-2a	 W16-7p
 W16-9p	 S1-1	 S3-1	 S4-3	 S4-5	 S4-5a				



W4-1 (CA)



W4-10 (CA)



W4-14 (CA)



W4-18 (CA)



W4-22 (CA)



W11-1 (CA)



W20 (CA)



W20A (CA)



W30B (CA)



W30C (CA)



W31 (CA)



W31A (CA)



W34A (CA)



W34C (CA)



W38 (CA)



W43 (CA)



W44A (CA)



W46A (CA)



W48 (CA)



W49 (CA)



W50 (CA)



W50-1 (CA)



W51 (CA)



W55 (CA)



W55B (CA)



W59-1 (CA)



W61A (CA)



W61B (CA)



W61C (CA)



W61D (CA)



W61E (CA)



W61F (CA)



W61G (CA)



W61H (CA)



W66B (CA)



W69 (CA)



W70 (CA)



W72B (CA)



W73 (CA)



W73A (CA)



W74-1 (CA)



W75-1 (CA)



W82 (CA)



W82-1 (CA)



W83 (CA)



SW4-1 (CA)



SW17-1 (CA)



SW22-1 (CA)



SW22-1A (CA)



SW26 (CA)



SW28 (CA)



SW32 (CA)



SW35 (CA)



SW36 (CA)



SW37 (CA)



SW38 (CA)



SW41 (CA)



SW44 (CA)



SW45 (CA)



SW46 (CA)



SW47 (CA)



SW48 (CA)



SW48-1 (CA)



SW49 (CA)



SW50 (CA)



SW52 (CA)



SW54 (CA)



SW54-1 (CA)



SW54A (CA)



SW54B (CA)



SW54C (CA)



SW58 (CA)



SW59 (CA)



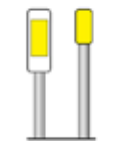
Type R (CA)



Type P (CA)



Type N (CA)



Type L (CA)



Type K (CA)



Type Q (CA)

Professional Memberships

RP Barricade Inc. are members of the following professional organisations;



The Associated General Contractors
of America



American Traffic Safety Services
Association



**FLASHER BARRICADE
ASSOCIATION**

Flasher Barricade Association



National Eagle Scout Association



Thousand Oaks & Westlake Village
Chamber of Commerce



Ventura County Contractors
Association



Credit Application

For prompt action, please fill out application completely and fax to (805) 499-6011. Thank you.

Firm Name: _____ Phone #: _____
 Type of Business: _____ Fax #: _____
 Street Address: _____ City/State/Zip: _____
 Date Established: _____ Resale #: _____
 Contractor's Lic #: _____

Ownership Corp. Partnership Individual; Own Building Rent

Landlord's Name & Address: _____

Principles' Name	Position	Residence Address	Social Security #
_____	_____	_____	____-____-____
_____	_____	_____	____-____-____
_____	_____	_____	____-____-____
_____	_____	_____	____-____-____

Please provide a list of major suppliers with whom you have credit:

Major Suppliers	Street Address	City/State/Zip	Phone #
_____	_____	_____	_____
_____	_____	_____	_____
_____	_____	_____	_____
_____	_____	_____	_____

Name of Bank: _____ Phone #: _____ Acct #: _____
 Address: _____ City / State: _____ Zip: _____
 Do you have an outstanding loan from this bank? _____ Other banks: _____

We understand that the terms of sale require payment on or before the Due Date, and agree to meet those terms. Delinquent invoices are subject to 1.5% per month on the outstanding balance. All invoices are payable to R P Barricade Inc. Should legal action be required in connection with the collection of any account due from the undersigned, the undersigned agrees to pay reasonable attorney fees, collection costs, and all court costs occurred in any such proceeding.

The above information is for the purpose of obtaining credit and warranted to be true. I/We hereby authorize R P Barricade Inc. to investigate the references listed to pertaining to my/our credit and financial responsibility.

Name (please print): _____
 Date: _____
 Signature: _____

Name (please print): _____
 Date: _____
 Signature: _____

AFFIX
STAMP
HERE

RP Barricade Inc.
587F N Ventu Park Rd, #906E
Newbury Park
CA 91320-2732

Fold Along Dotted Line

We're located here!



DIRECTIONS

101 Freeway Heading North

Take exit 47B for Wendy Dr toward Newbury Park
Turn right at N Wendy Dr
Continue on Camino Dos Rios
Continue on Teller Rd
Turn left at Lawrence Dr
To: 996 Lawrence Dr # 112 (R P Barricade)

101 Freeway Heading South

Take exit 47B toward Wendy Dr
Turn right at Camino Dos Rios
Continue on Teller Rd
Turn left at Lawrence Dr
To: 996 Lawrence Dr # 112 (R P Barricade)



587F North Ventu Park Road, #906
Newbury Park
CA 91320-2732

Tel: (805) 499-6605
Fax: (805) 499-6011